



## METAL FRAMES

### PRODUCT DESCRIPTION

Zhuotai metal frames provide a sophisticated and modern finish to our lighted mirrors that perfectly complements elegant and contemporary décor. Featuring precision mitered corners and metal inserts, each frame is built to last and provides ample protection to the mirror's glass edge, preventing chips and breaks. Visible frame profile is 3/4" deep and available in either a 3/4" or 5/16" wide face reveal.

### SPECIFICATION STATEMENT

Solution shall consist of an anodized metal frame of corrosion-resistant aluminum extrusion to protect mirror glass. Framing shall have hardware which connects precision mitered corners using metal inserts secured with dual friction-set hardware.

### THE ZHUOTAI MIRROR ADVANTAGE

- ✓ 22 years of mirror knowledge and expertise
- ✓ 10,000pcs installations every month
- ✓ Premium quality you can buy with full confidence
- ✓ Lowest total cost of ownership
- ✓ Quick ad professional customer service support
- ✓ 25,000-square-meter China manufacturing facility

### FEATURES AND BENEFITS

- Provides an attractive edge finish to a lighted mirror
- Thin and modern profile
- Anti-corrosion material and finishes ideal for humid environments
- Multiple finish options
- Precision mitered corners
- Dual friction-set hardware locks the corners in place

### FINISHES <sup>1</sup>

- Matte Black (BK-05)
- Etched Chrome (CH-04)
- Etched Nickel (NK-04)
- Etched Golden Bronze (BZ-24)
- Etched Brass (BR-04)



### FRAME DIMENSIONS

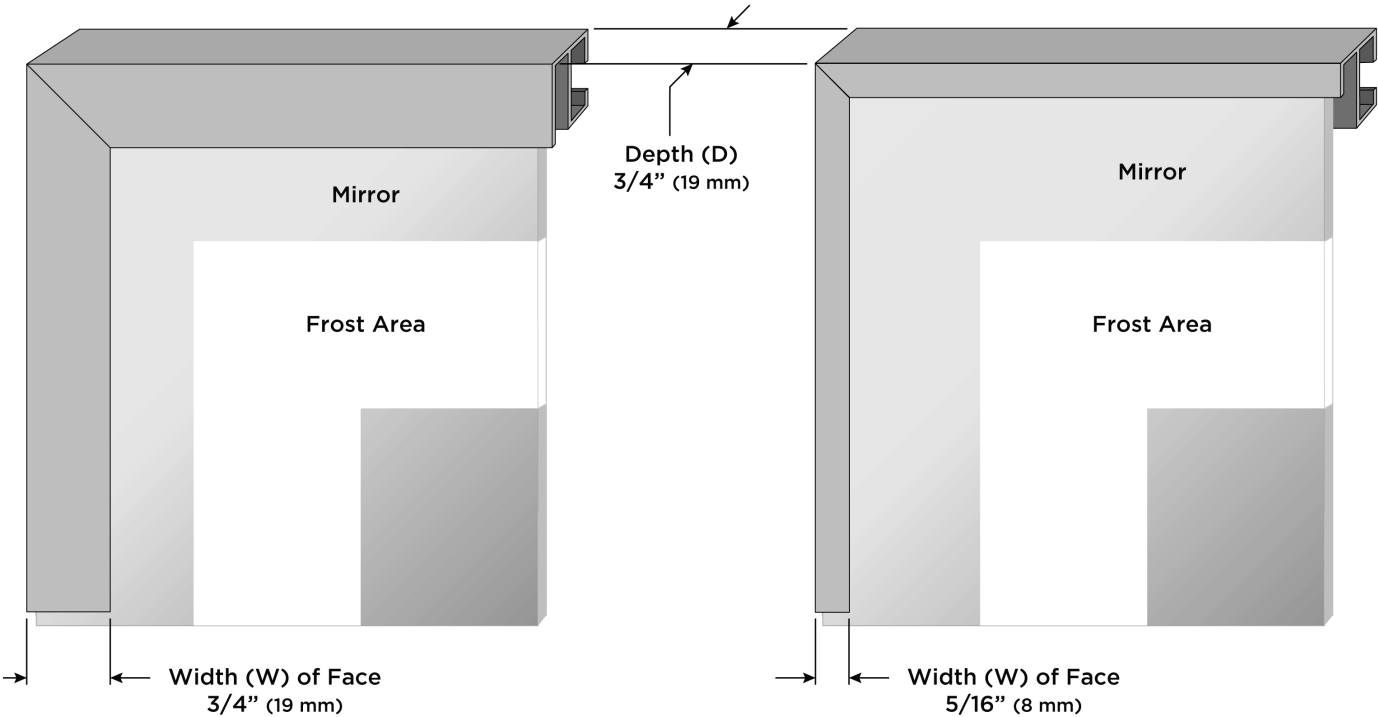
- 3/4" W x 3/4" D (19mm x 19mm)
- 5/16" W x 3/4" D (8mm x 19mm)

### SAFETY SPECIFICATIONS






- Protects mirror edges from chips and breaks

<sup>1</sup> Simulated finishes shown are approximate. Actual finishes may vary and are not guaranteed to be an exact match.

DIMENSIONAL DRAWING (Not to scale.)



OPTIONS

Part Number	Dimensions	Finish <sup>1</sup>
EABK05	3/4" W x 3/4" D (19mm x 19mm)	 Matte Black (BK-05)
EBBK05	5/16" W x 3/4" D (8mm x 19mm)	
EACH04	3/4" W x 3/4" D (19mm x 19mm)	 Etched Chrome (CH-04)
EBCH04	5/16" W x 3/4" D (8mm x 19mm)	
EANK04	3/4" W x 3/4" D (19mm x 19mm)	 Etched Nickel (NK-04)
EBNK04	5/16" W x 3/4" D (8mm x 19mm)	
EABZ24	3/4" W x 3/4" D (19mm x 19mm)	 Etched Golden Bronze (BZ-24)
EBBZ24	5/16" W x 3/4" D (8mm x 19mm)	
EABR04	3/4" W x 3/4" D (19mm x 19mm)	 Etched Brass (BR-04)
EBBR04	5/16" W x 3/4" D (8mm x 19mm)	

<sup>1</sup> Simulated finishes shown are approximate. Actual finishes may vary and are not guaranteed to be an exact match.